



Akademia e Kosovës për Siguri Publike
Kosovska Akademia za Javnu Bezbednost/Kosovo Academy for Public Safety

Fakulteti i Sigurisë Publike
Fakultet Javne Bezbednosti/Faculty of Public Safety

Divizioni për Sigurimin e Cilësisë
Odeljenje za osiguranje kvaliteta/Division for Quality Assurance

General evaluation report of the lecturers' performance and learning objects by the students



Summer semester – June 2022

List of abbreviations

IHE: Institution of Higher Education

KAPS: Kosovo Academy for Public Safety

FPS: Faculty of Public Safety

IPS: Institutions of Public Safety KP: Kosovo Police

PIK: Police Inspectorate of Kosovo EMA: Emergency Management Agency KCS: Kosovo

Correctional Service KPS: Kosovo Probation Service

KC: Kosovo Customs

DQA: Division of Quality Assurance

UMS: University Management System

Content

Introduction.....	Error! Bookmark not defined.
Division of Quality Assurance DQA	Error! Bookmark not defined.
Realization of the questionnaire	Error! Bookmark not defined.
Findings of the questionnaire	Error! Bookmark not defined.
Evaluation report - Semester II - General course.....	6
Evaluation report - Semester IV - Emergency Course	8
Evaluation report - Semester IV - Police and Police Inspectorate Course.....	10
Evaluation report - Semester IV - Correctional & Probation Course.....	12
Evaluation report - Semester VI - Customs Course.....	14
Evaluation report - Semester VI - Police and Police Inspectorate Course.....	16
Evaluation report - Semester VI - Correctional & Probation Course.....	17
The recommendations.....	Error! Bookmark not defined.

Introduction

KAPS is an institution established by Law no. 04/L-053 for the Academy of Kosovo for Public Safety, responsible for the provision of training and higher education, the implementation of policies and strategies of training, higher education as well as the development of capacities in the field of public safety. The Faculty of Public Safety operates within the organizational structure of the Academy, which develops higher education, research and development programs in the field of public safety. The Faculty provide study programs for all public safety institutions, namely:

- *Kosovo Police;*
- *Police Inspectorate of Kosovo;*
- *Correctional Service;*
- *Probation service;*
- *Kosovo Customs;*
- *Emergency Management Agency;*

Higher education in KAPS - In addition to the approval of the Law of KAPS in December 2011, The European Commission has approved and financed the Twinning Project entitled: "Improving education in the security and public order sectors" implemented during the period 2012 - 2014 by Finland and Estonia. Through the twinning project, it became possible to establish the Faculty of Public Safety, Higher Education in the field of public safety for all law enforcers, in accordance with the Bologna process, respectively with European standards.

Quality assurance at KAPS - is part of the continuous development for all processes

and activities in the Kosovo Academy for Public Safety. The implemented quality system provides an overview of the principles of quality management in KAPS and shows how those principles can form the basis for improving performance and organizational improvement, including object evaluation and self-assessment.

The principle of continuous improvement is the main principle and part of the vision of the Academy. In this spirit, questionnaires have been created as measuring and improving mechanisms in the field of higher education, placing the student at the center.

In June 2022, in the continuation of the activities to improve quality within KAPS, in order to improve the provision of services in KAPS, teaching improvement as a constantly changing process, the DQA has carried out an electronic questionnaire with FPS students, at the Bachelor level, at the end of the summer semester, now as a common process. The entire process has been transparent, and all questionnaires have been anonymous, thus respecting the dignity of each respondent and preserving the credibility and prestige of the institution.

Division of Quality Assurance -DQA

The Division of Quality Assurance is a division which is operationally independent and functions under the Office of the Director General of KAPS and reports directly to the Director General of KAPS. DQA engages in increasing quality in KAPS by implementing all institutional policies and quality measuring instruments approved in the quality manual which is revised on a regular periodic basis in accordance with new changes and new updates relevant actors for which DQA provides evaluation reports. DQA prepares reports containing findings and recommendations for each completed questionnaire which it sends to the Director General of KAPS as well as to the Dean of FPS in cases of higher education in order to plan the development of academic staff and continuous improvement.

Realization of the questionnaire

DQA, at the end of the Summer semester 2022, has launched the electronic questionnaire for all Bachelor level students in FPS starting from May 25, 2022 until June 05, 2022. The questionnaire was anonymous and in electronic format addressed through the platform of domain dsc.aksp@aksp-ks.org which is also related to electronic data processing using licensed google forms systems. The students answered through the electronic system, which in the framework of a questionnaire for the evaluation of the lecturer's performance by the students, contained 15 questions from the field of teaching, learning and placing the student in the center. A total of 41 questionnaires were distributed to 77 students.

Findings of the questionnaire

Electronic questionnaires completed by students at FPS based on which we consider that we have a sufficient representative participation. DQA has made the electronic distribution of questionnaires as well as preliminary and reminder notices through the SIS-electronic system. Namely, 36 questionnaires were distributed to 77 students and 354 completed questionnaires or a total of 5310 responses were received. All the findings that have been provided by the students' answers have been honest data provided in their evaluation, comment and proposals have indicated that students are an essential part in their contribution to the continuous improvement within the processes in the FPS. In order to provide more detailed data, below you will find the findings divided into reports according to specific course. This report simultaneously expresses the general statistics and the recommendations that emerge from the totality of the responses at the faculty level as well as for each professor. The DQA forwards the findings to the FPS Dean, and reports as such are discussed with academic staff.

Evaluation report –Semester II – General course

Objective: Evaluation of the quality of the lecturer's performance and learning object by students for the higher education Bachelor's program of public safety

The goal: Through this evaluation, it is expected to achieve continuous improvement and quality assurance in the field of performance of lecturers and learning object with the single purpose of improving and increasing quality.

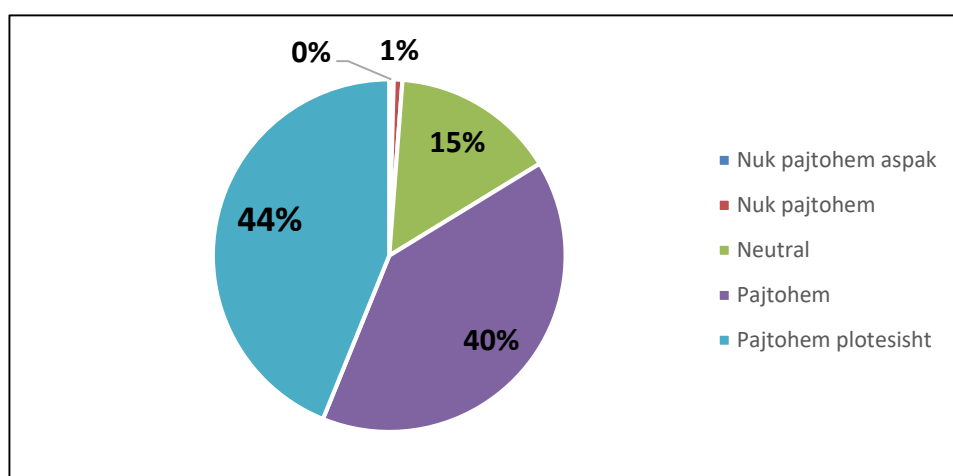
Profile	General course – I year, semester II		
Date of evaluation	<u>25.05.2022</u>		
No. of completed questionnaires:	100	questionnaire or	88% of students
total number of students:	19	total number of subjects for the semester	6

Categorization of the evaluation according to the % gained, broken down into evaluation grade

I do not agree at all	0%-20%	evaluation grade 1	<i>clarification: Evaluation grade 5 (five) represents maximum evaluation, while evaluation grade 1 (one) represents minimum evaluation.</i>
I do not agree	21%-40%	evaluation grade 2	
Neutral	41%-60%	evaluation grade 3	
I agree	61%-80%	evaluation grade 4	
I agree completely	81%-100%	evaluation grade 5	

From the received evaluations we have the following data:

I do not agree at all	6	0%
I do not agree	12	1%
Neutral	226	15%
I agree	598	40%
I agree completely	658	44%
total answers	1500	
Passing Average		85.2%
Overall grade		4.26



Analysis of the numerical values gained

The questions of the questionnaire		I do not agree at all	I do not agree	Neutral	I agree	I agree completely	average %	evaluation grade
How much has been clear to you?	Course objectives	0.0%	2.0%	16.0%	44.0%	38.0%	83.6%	4.18
	Learning outcomes	0.0%	0.0%	16.0%	56.0%	28.0%	82.4%	4.12
	Evaluation method	0.0%	0.0%	20.0%	32.0%	48.0%	85.6%	4.28
	Subject content	0.0%	2.0%	12.0%	40.0%	46.0%	86.0%	4.30
	Impact on professional development	0.0%	0.0%	14.0%	38.0%	48.0%	86.8%	4.34
Evaluate the level of the lecturer's presentation	In accordance with the curriculum	2.0%	2.0%	12.0%	38.0%	46.0%	84.8%	4.24
	Sufficient literature provided	2.0%	0.0%	12.0%	34.0%	52.0%	86.8%	4.34
	Interrelation of the theoretical and practical part	2.0%	2.0%	18.0%	30.0%	48.0%	84.0%	4.20
	Interactive lecturer-student lecture	0.0%	2.0%	14.0%	28.0%	56.0%	87.6%	4.38
	Distinguished methodology of lecturing	0.0%	2.0%	14.0%	30.0%	54.0%	87.2%	4.36
Evaluate your learning outcomes	Knowledge of fundamental concepts and theories	0.0%	0.0%	22.0%	46.0%	32.0%	82.0%	4.10
	Tests, assignments and evaluations in harmony with the literature	0.0%	0.0%	18.0%	46.0%	36.0%	83.6%	4.18
	Development of new communication skills	0.0%	0.0%	14.0%	48.0%	38.0%	84.8%	4.24
	Development of critical thinking	0.0%	0.0%	12.0%	44.0%	44.0%	86.4%	4.32
	Application of material from the subject	0.0%	0.0%	12.0%	44.0%	44.0%	86.4%	4.32

Evaluation report –Semester IV – Emergency Course

Objective: Evaluation of the quality of the lecturer's performance and learning object by students for the higher education Bachelor's program of public safety

The goal: Through this evaluation, it is expected to achieve continuous improvement and quality assurance in the field of performance of lecturers and learning object with the single purpose of improving and increasing quality.

Profile	Emergency Profile -year II, semester IV		
Date of evaluation	<u>25.05.2022</u>		
No. of completed questionnaires:	20	questionnaire or	100% of students
Total number of students:	4	Total number of subjects for the semester	5

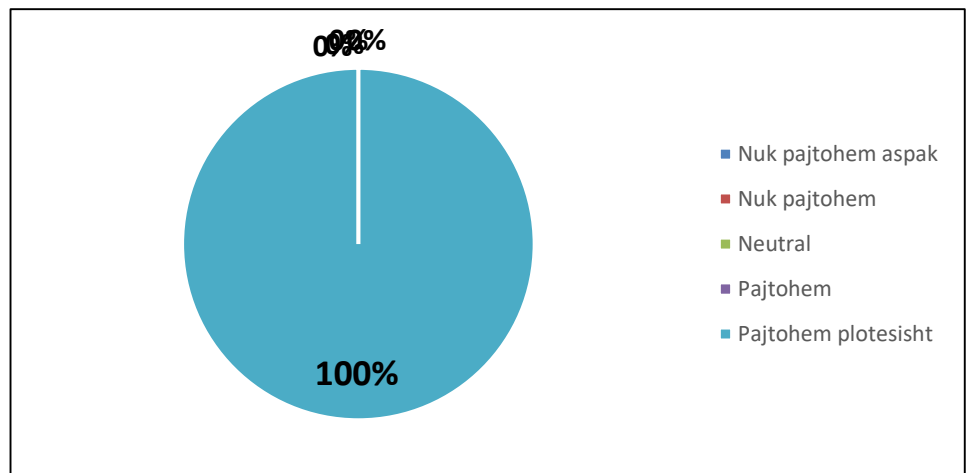
Categorization of the evaluation according to the % gained, broken down into evaluation grade

I do not agree at all	0%-20%	evaluation grade 1	<i>Clarification: Evaluation grade 5 (five) represents maximum evaluation, while evaluation grade 1 (one) represents minimum evaluation.</i>
I do not agree	21%-40%	evaluation grade 2	
Neutral	41%-60%	evaluation grade 3	
I agree	61%-80%	evaluation grade 4	
I agree completely	81%-100%	evaluation grade 5	

From the received evaluations we have the following data:

I do not agree at all	0	0%
I do not agree	0	0%
Neutral	0	0%
I agree	0	0%
I agree completely	300	100%
total answers	300	

Passing Average	100.0%
Overall grade	5.00



Analysis of the numerical values gained

The questions of the questionnaire		I do not agree at all	I do not agree	Neutral	I agree	I agree completely	average %	evaluation grade
How much has been clear to you?	Course objectives	0.0%	0.0%	0.0%	0.0%	100.0%	100.0%	5.00
	Learning outcomes	0.0%	0.0%	0.0%	0.0%	100.0%	100.0%	5.00
	Evaluation method	0.0%	0.0%	0.0%	0.0%	100.0%	100.0%	5.00
	Subject content	0.0%	0.0%	0.0%	0.0%	100.0%	100.0%	5.00
	Impact on professional development	0.0%	0.0%	0.0%	0.0%	100.0%	100.0%	5.00
Evaluate the level of the lecturer's presentation	In accordance with the curriculum	0.0%	0.0%	0.0%	0.0%	100.0%	100.0%	5.00
	Sufficient literature provided	0.0%	0.0%	0.0%	0.0%	100.0%	100.0%	5.00
	Interrelation of the theoretical and practical part	0.0%	0.0%	0.0%	0.0%	100.0%	100.0%	5.00
	Interactive lecturer-student lecture	0.0%	0.0%	0.0%	0.0%	100.0%	100.0%	5.00
	Distinguished methodology of lecturing	0.0%	0.0%	0.0%	0.0%	100.0%	100.0%	5.00
Evaluate your learning outcomes	Knowledge of fundamental concepts and theories	0.0%	0.0%	0.0%	0.0%	100.0%	100.0%	5.00
	Tests, assignments and evaluations in harmony with the literature	0.0%	0.0%	0.0%	0.0%	100.0%	100.0%	5.00
	Development of new communication skills	0.0%	0.0%	0.0%	0.0%	100.0%	100.0%	5.00
	Development of critical thinking	0.0%	0.0%	0.0%	0.0%	100.0%	100.0%	5.00
	Application of material from the subject	0.0%	0.0%	0.0%	0.0%	100.0%	100.0%	5.00

Evaluation report –Semester IV – Police and Police Inspectorate Profile

Objective: Evaluation of the quality of the lecturer’s performance and learning object by students for the higher education Bachelor’s program of public safety

The goal: Through this evaluation, it is expected to achieve continuous improvement and quality assurance in the field of performance of lecturers and learning object with the single purpose of improving and increasing quality.

Profile	Police and Police Inspectorate Profile -year II, semester IV		
Date of evaluation	25.05.2022		
No. of completed questionnaires:	60	questionnaire or	86% of students
Total number of students:	14	Total number of subjects for the semester	5

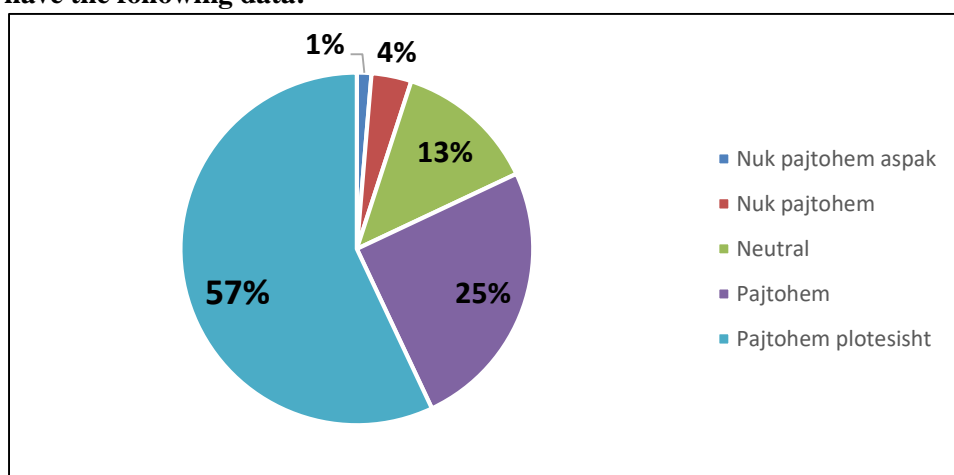
Categorization of the evaluation according to the % gained, broken down into evaluation grade

I do not agree at all	0%-20%	evaluation grade 1	<i>Clarification: Evaluation grade 5 (five) represents maximum evaluation, while evaluation grade 1 (one) represents minimum evaluation..</i>
I do not agree	21%-40%	evaluation grade 2	
Neutral	41%-60%	evaluation grade 3	
I agree	61%-80%	evaluation grade 4	
I agree completely	81%-100%	evaluation grade 5	

From the received evaluations we have the following data:

I do not agree at all	12	1%
I do not agree	33	4%
Neutral	117	13%
I agree	225	25%
I agree completely	513	57%
total answers	900	

Passing Average	86.5%
Overall grade	4.33



Analysis of the numerical values gained

The questions of the questionnaire		I do not agree at all	I do not agree	Neutral	I agree	I agree completely	average %	evaluation grade
<u>How much has been clear to you?</u>	<u>Course objectives</u>	0.0%	5.0%	5.0%	30.0%	60.0%	89.0%	4.45
	<u>Learning outcomes</u>	0.0%	5.0%	5.0%	25.0%	65.0%	90.0%	4.50
	<u>Evaluation method</u>	0.0%	0.0%	15.0%	20.0%	65.0%	90.0%	4.50
	<u>Subject content</u>	0.0%	5.0%	10.0%	30.0%	55.0%	87.0%	4.35
	<u>Impact on professional development</u>	0.0%	0.0%	15.0%	25.0%	60.0%	89.0%	4.45
<u>Evaluate the level of the lecturer's presentation</u>	<u>In accordance with the curriculum</u>	0.0%	5.0%	5.0%	30.0%	60.0%	89.0%	4.45
	<u>Sufficient literature provided</u>	5.0%	5.0%	25.0%	10.0%	55.0%	81.0%	4.05
	<u>Interrelation of the theoretical and practical part</u>	5.0%	0.0%	30.0%	5.0%	60.0%	83.0%	4.15
	<u>Interactive lecturer-student lecture</u>	0.0%	0.0%	10.0%	20.0%	70.0%	92.0%	4.60
	<u>Distinguished methodology of lecturing</u>	0.0%	5.0%	10.0%	25.0%	60.0%	88.0%	4.40
<u>Evaluate your learning outcomes</u>	<u>Knowledge of fundamental concepts and theories</u>	0.0%	5.0%	5.0%	35.0%	55.0%	88.0%	4.40
	<u>Tests, assignments and evaluations in harmony with the literature</u>	5.0%	21.4%	10.0%	30.0%	50.0%	83.0%	4.15
	<u>Development of new communication skills</u>	0.0%	5.0%	20.0%	30.0%	45.0%	83.0%	4.15
	<u>Development of critical thinking</u>	0.0%	10.0%	10.0%	35.0%	45.0%	83.0%	4.15
	<u>Application of material from the subject</u>	5.0%	0.0%	20.0%	25.0%	50.0%	83.0%	4.15

Evaluation report –Semester IV – Correctional & Probation Course

Objective: Evaluation of the quality of the lecturer’s performance and learning object by students for the higher education Bachelor’s program of public safety

The goal: Through this evaluation, it is expected to achieve continuous improvement and quality assurance in the field of performance of lecturers and learning object with the single purpose of improving and increasing quality.

Profile	Correctional & Probation profile -year II, semester IV		
Date of evaluation	25.05.2022		
No. of completed questionnaires:	15	questionnaire or 75% of students	
Total number of students:	4	Total number of subjects for the semester	5

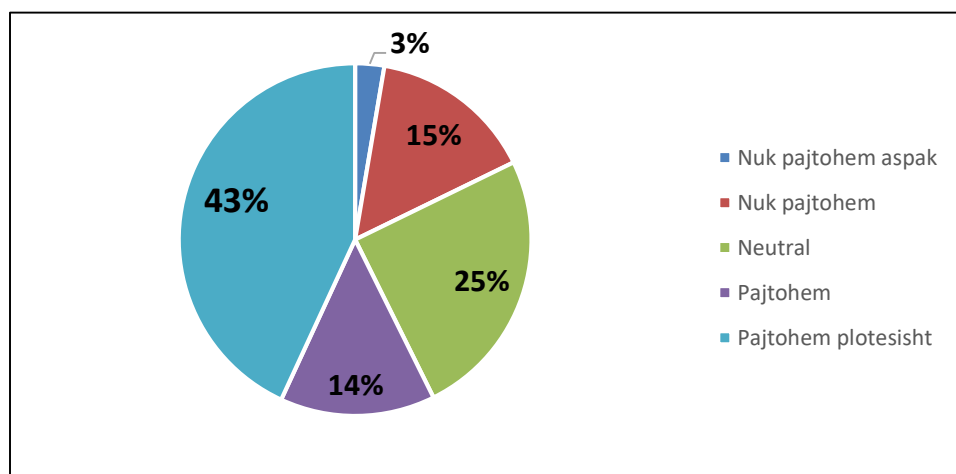
Categorization of the evaluation according to the % gained, broken down into evaluation grade

I do not agree at all	0%-20%	evaluation grade 1	<i>Clarification: Evaluation grade 5 (five) represents maximum evaluation, while evaluation grade 1 (one) represents minimum evaluation..</i>
I do not agree	21%-40%	evaluation grade 2	
Neutral	41%-60%	evaluation grade 3	
I agree	61%-80%	evaluation grade 4	
I agree completely	81%-100%	evaluation grade 5	

From the received evaluations we have the following data:

I do not agree at all	6	3%
I do not agree	34	15%
Neutral	56	25%
I agree	32	14%
I agree completely	97	43%
total answers	225	

Passing Average	76.0%
Overall grade	3.80



Analysis of the numerical values gained

The questions of the questionnaire		I do not agree at all	I do not agree	Neutral	I agree	I agree completely	average %	evaluation grade
<u>How much has been clear to you?</u>	<u>Course objectives</u>	0.0%	20.0%	13.3%	13.3%	53.3%	80.0%	4.00
	<u>Learning outcomes</u>	0.0%	20.0%	26.7%	13.3%	40.0%	74.7%	3.73
	<u>Evaluation method</u>	0.0%	13.3%	20.0%	13.3%	53.3%	81.3%	4.07
	<u>Subject content</u>	0.0%	6.7%	26.7%	20.0%	46.7%	81.3%	4.07
	<u>Impact on professional development</u>	0.0%	0.0%	40.0%	6.7%	53.3%	82.7%	4.13
<u>Evaluate the level of the lecturer's presentation</u>	<u>In accordance with the curriculum</u>	0.0%	20.0%	26.7%	13.3%	40.0%	74.7%	3.73
	<u>Sufficient literature provided</u>	6.7%	13.3%	33.3%	13.3%	33.3%	70.7%	3.53
	<u>Interrelation of the theoretical and practical part</u>	6.7%	13.3%	33.3%	6.7%	40.0%	72.0%	3.60
	<u>Interactive lecturer-student lecture</u>	0.0%	13.3%	33.3%	13.3%	40.0%	76.0%	3.80
	<u>Distinguished methodology of lecturing</u>	13.3%	6.7%	26.7%	13.3%	40.0%	72.0%	3.60
<u>Evaluate your learning outcomes</u>	<u>Knowledge of fundamental concepts and theories</u>	0.0%	20.0%	20.0%	26.7%	33.3%	74.7%	3.73
	<u>Tests, assignments and evaluations in harmony with the literature</u>	6.7%	75.0%	13.3%	13.3%	46.7%	74.7%	3.73
	<u>Development of new communication skills</u>	0.0%	20.0%	26.7%	20.0%	33.3%	73.3%	3.67
	<u>Development of critical thinking</u>	0.0%	26.7%	20.0%	6.7%	46.7%	74.7%	3.73
	<u>Application of material from the subject</u>	6.7%	0.0%	13.3%	20.0%	46.7%	77.3%	3.87

Evaluation report –Semester VI – Customs Profile

Objective: Evaluation of the quality of the lecturer’s performance and learning object by students for the higher education Bachelor’s program of public safety

The goal: Through this evaluation, it is expected to achieve continuous improvement and quality assurance in the field of performance of lecturers and learning object with the single purpose of improving and increasing quality.

Profile	Customs Profile -year III, semester VI		
Date of evaluation	25.05.2022		
No. of completed questionnaires:	15	questionnaire or 100% of students	
Total number of students:	3	Total number of subjects for the semester	5

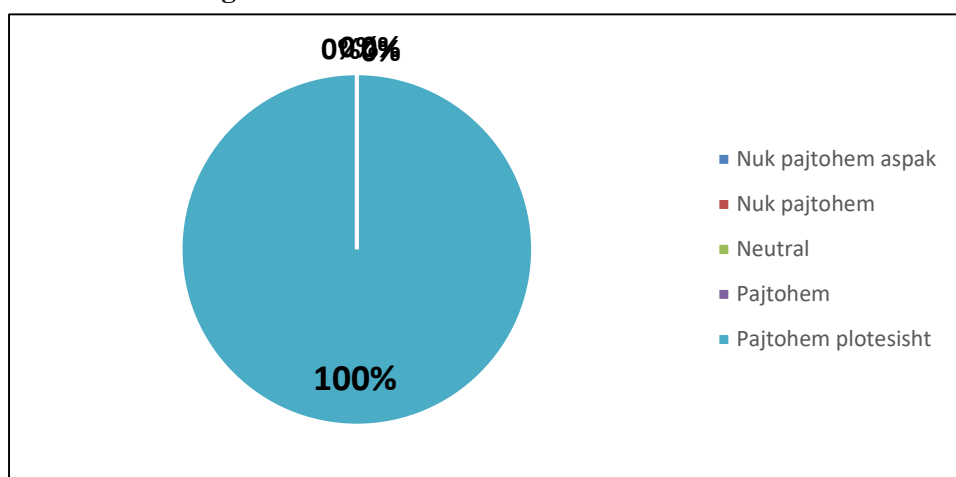
Categorization of the evaluation according to the % gained, broken down into evaluation grade

I do not agree at all	0%-20%	evaluation grade 1	<i>Clarification: Evaluation grade 5 (five) represents maximum evaluation, while evaluation grade 1 (one) represents minimum evaluation..</i>
I do not agree	21%-40%	evaluation grade 2	
Neutral	41%-60%	evaluation grade 3	
I agree	61%-80%	evaluation grade 4	
I agree completely	81%-100%	evaluation grade 5	

From the received evaluations we have the following data:

I do not agree at all	0	0%
I do not agree	0	0%
Neutral	0	0%
I agree	0	0%
I agree completely	225	100%
total answers	225	

Passing Average	100.0%
Overall grade	5.00



Analysis of the numerical values gained

The questions of the questionnaire		I do not agree at all	I do not agree	Neutral	I agree	I agree completely	average %	evaluation grade
How much has been clear to you?	Course objectives	0.0%	0.0%	0.0%	0.0%	100.0%	100.0%	5.00
	Learning outcomes	0.0%	0.0%	0.0%	0.0%	100.0%	100.0%	5.00
	Evaluation method	0.0%	0.0%	0.0%	0.0%	100.0%	100.0%	5.00
	Subject content	0.0%	0.0%	0.0%	0.0%	100.0%	100.0%	5.00
	Impact on professional development	0.0%	0.0%	0.0%	0.0%	100.0%	100.0%	5.00
Evaluate the level of the lecturer's presentation	In accordance with the curriculum	0.0%	0.0%	0.0%	0.0%	100.0%	100.0%	5.00
	Sufficient literature provided	0.0%	0.0%	0.0%	0.0%	100.0%	100.0%	5.00
	Interrelation of the theoretical and practical part	0.0%	0.0%	0.0%	0.0%	100.0%	100.0%	5.00
	Interactive lecturer-student lecture	0.0%	0.0%	0.0%	0.0%	100.0%	100.0%	5.00
	Distinguished methodology of lecturing	0.0%	0.0%	0.0%	0.0%	100.0%	100.0%	5.00
Evaluate your learning outcomes	Knowledge of fundamental concepts and theories	0.0%	0.0%	0.0%	0.0%	100.0%	100.0%	5.00
	Tests, assignments and evaluations in harmony with the literature	0.0%	0.0%	0.0%	0.0%	100.0%	100.0%	5.00
	Development of new communication skills	0.0%	0.0%	0.0%	0.0%	100.0%	100.0%	5.00
	Development of critical thinking	0.0%	0.0%	0.0%	0.0%	100.0%	100.0%	5.00
	Application of material from the subject	0.0%	0.0%	0.0%	0.0%	100.0%	100.0%	5.00

Evaluation report –Semester VI – Police and Police Inspectorate Profile

Objective: Evaluation of the quality of the lecturer’s performance and learning object by students for the higher education Bachelor’s program of public safety

The goal: Through this evaluation, it is expected to achieve continuous improvement and quality assurance in the field of performance of lecturers and learning object with the single purpose of improving and increasing quality.

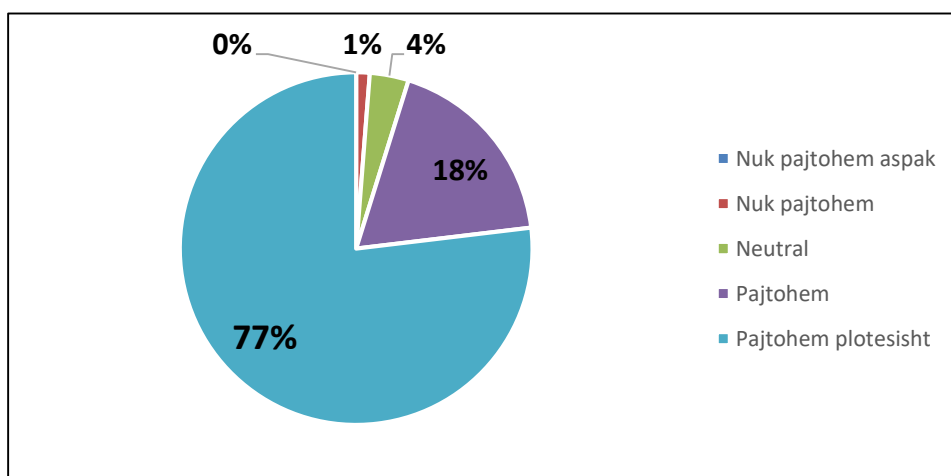
Profile	Police and Police Inspectorate Profile -year III, semester VI		
Date of evaluation	25.05.2022		
No. of completed questionnaires:	86	questionnaire or	82% of students
Total number of students:	21	Total number of subjects for the semester	5

Categorization of the evaluation according to the % gained, broken down into evaluation grade

I do not agree at all	0%-20%	evaluation grade 1	<i>Clarification: Evaluation grade 5 (five) represents maximum evaluation, while evaluation grade 1 (one) represents minimum evaluation..</i>
I do not agree	21%-40%	evaluation grade 2	
Neutral	41%-60%	evaluation grade 3	
I agree	61%-80%	evaluation grade 4	
I agree completely	81%-100%	evaluation grade 5	

From the received evaluations we have the following data:

I do not agree at all	0	0%
I do not agree	16	1%
Neutral	46	4%
I agree	236	18%
I agree completely	992	77%
total answers	1290	



Passing Average	94.2%
Overall grade	4.71

Analysis of the numerical values gained

The questions of the questionnaire		I do not agree at all	I do not agree	Neutral	I agree	I agree completely	average %	evaluation grade
How much has been clear to you?	Course objectives	0.0%	0.0%	4.7%	18.6%	76.7%	94.4%	4.72
	Learning outcomes	0.0%	0.0%	4.7%	18.6%	76.7%	94.4%	4.72
	Evaluation method	0.0%	2.3%	2.3%	18.6%	76.7%	94.0%	4.70
	Subject content	0.0%	2.3%	2.3%	18.6%	76.7%	94.0%	4.70
	Impact on professional development	0.0%	0.0%	4.7%	18.6%	76.7%	94.4%	4.72
Evaluate the level of the lecturer's presentation	In accordance with the curriculum	0.0%	0.0%	4.7%	18.6%	76.7%	94.4%	4.72
	Sufficient literature provided	0.0%	2.3%	2.3%	18.6%	76.7%	94.0%	4.70
	Interrelation of the theoretical and practical part	0.0%	2.3%	2.3%	16.3%	79.1%	94.4%	4.72
	Interactive lecturer-student lecture	0.0%	0.0%	4.7%	16.3%	79.1%	94.9%	4.74
	Distinguished methodology of lecturing	0.0%	0.0%	4.7%	16.3%	79.1%	94.9%	4.74
Evaluate your learning outcomes	Knowledge of fundamental concepts and theories	0.0%	2.3%	2.3%	20.9%	74.4%	93.5%	4.67
	Tests, assignments and evaluations in harmony with the literature	0.0%	9.5%	4.7%	18.6%	74.4%	93.0%	4.65
	Development of new communication skills	0.0%	2.3%	2.3%	18.6%	76.7%	94.0%	4.70
	Development of critical thinking	0.0%	2.3%	2.3%	18.6%	76.7%	94.0%	4.70
	Application of material from the subject	0.0%	0.0%	4.7%	18.6%	76.7%	94.4%	4.72

Evaluation report –Semester VI – Correctional & Probation Profile

Objective: Evaluation of the quality of the lecturer’s performance and learning object by students for the higher education Bachelor’s program of public safety

The goal: Through this evaluation, it is expected to achieve continuous improvement and quality assurance in the field of performance of lecturers and learning object with the single purpose of improving and increasing quality.

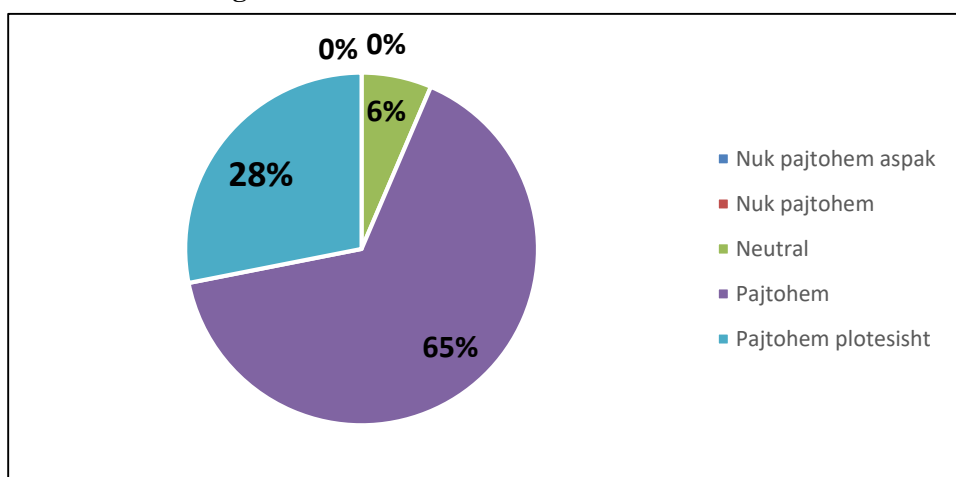
Profile	Correctional & Probation Profile -year III, semester VI		
Date of evaluation	25.05.2022		
No. of completed questionnaires:	58	questionnaire or 97% of students	
Total number of students:	12	Total number of subjects for the semester	5

Categorization of the evaluation according to the % gained, broken down into evaluation grade

I do not agree at all	0%-20%	evaluation grade 1	<i>Clarification: Evaluation grade 5 (five) represents maximum evaluation, while evaluation grade 1 (one) represents minimum evaluation..</i>
I do not agree	21%-40%	evaluation grade 2	
Neutral	41%-60%	evaluation grade 3	
I agree	61%-80%	evaluation grade 4	
I agree completely	81%-100%	evaluation grade 5	

From the received evaluations we have the following data:

I do not agree at all	0	0%
I do not agree	0	0%
Neutral	54	6%
I agree	550	65%
I agree completely	236	28%
total answers	840	



Passing Average	84.3%
Overall grade	4.22

Analysis of the numerical values gained

The questions of the questionnaire		I do not agree at all	I do not agree	Neutral	I agree	I agree completely	average %	evaluation grade
<u>How much has been clear to you?</u>	<u>Course objectives</u>	0.0%	0.0%	6.9%	65.5%	24.1%	80.7%	4.18
	<u>Learning outcomes</u>	0.0%	0.0%	6.9%	69.0%	20.7%	80.0%	4.14
	<u>Evaluation method</u>	0.0%	0.0%	6.9%	65.5%	24.1%	80.7%	4.18
	<u>Subject content</u>	0.0%	0.0%	6.9%	65.5%	24.1%	80.7%	4.18
	<u>Impact on professional development</u>	0.0%	0.0%	6.9%	62.1%	27.6%	81.4%	4.21
<u>Evaluate the level of the lecturer's presentation</u>	<u>In accordance with the curriculum</u>	0.0%	0.0%	6.9%	55.2%	34.5%	82.8%	4.29
	<u>Sufficient literature provided</u>	0.0%	0.0%	6.9%	65.5%	24.1%	80.7%	4.18
	<u>Interrelation of the theoretical and practical part</u>	0.0%	0.0%	10.3%	48.3%	37.9%	82.8%	4.29
	<u>Interactive lecturer-student lecture</u>	0.0%	0.0%	3.4%	55.2%	37.9%	84.1%	4.36
	<u>Distinguished methodology of lecturing</u>	0.0%	0.0%	3.4%	58.6%	34.5%	83.4%	4.32
<u>Evaluate your learning outcomes</u>	<u>Knowledge of fundamental concepts and theories</u>	0.0%	0.0%	3.4%	72.4%	20.7%	80.7%	4.18
	<u>Tests, assignments and evaluations in harmony with the literature</u>	0.0%	0.0%	6.9%	65.5%	24.1%	80.7%	4.18
	<u>Development of new communication skills</u>	0.0%	0.0%	6.9%	65.5%	24.1%	80.7%	4.18
	<u>Development of critical thinking</u>	0.0%	0.0%	3.4%	65.5%	27.6%	82.1%	4.25
	<u>Application of material from the subject</u>	0.0%	0.0%	6.9%	69.0%	20.7%	80.0%	4.14

Comments summarized

The FPS students in the section dedicated to comments have shown sincerity and offered their proposals which are related to the process and their professional development in certain fields of public safety. In general, we have received positive comments regarding the performance of the lecturers as well as the evaluation of the subjects. The students have also appreciated the entire management of the faculty who have done a very good job in the entire organization of the learning. They have encouraged lecturers to continue such dedication and motivation for students by having interactivity during lectures and valuing every opinion. In fact, some of the comments are generalized in recognition and proven professional presentation of the lecturers in the Faculty of Public Safety in KAPS.

In total, we received and analyzed 354 comments.

The recommendations

The Division of Quality Assurance at KAPS, after having reviewed the responses of Bachelor level students at FPS and after analyzing all the questions and comments, at this stage of the institution's development, recommends to the senior management of FPS to take the following steps:

- Faculty and especially the format of the respective profiles are encouraged to explore virtual learning environments through online learning as well as to offer the possibility of providing access to some public institutions outside the internship domain for practice, through internal and abroad visits;
- Compile the strategy for mandatory training of academic staff in the unification of teaching methods, especially for engaged teachers, in order to enable faculty mentoring for engaged professors;
- Academic staff to examine the focus of academic content also on the development of students' abilities and skills while studying at FSP;
- Increase the number of collaborations and agreements with other local and international IHE to enable student mobility;
- To consider the possibility of rearranging the schedule of lectures at FPS, and the same should be throughout the working days;
- Examining the possibilities of creating additional activities for students, especially in the creation of effective learning environments;