



Akademia e Kosovës për Siguri Publike
Kosovska Akademia za Javnu Bezbednost/Kosovo Academy for Public Safety

Fakulteti i Sigurisë Publike
Fakultet Javne Bezbednosti/Faculty of Public Safety

Divizioni për Sigurimin e Cilësisë
Odeljenje za osiguranje kvaliteta/Division of Quality Assurance

General evaluation report of the lecturers' performance by the students



Winter semester - February 2022

List of abbreviations

IHE: Institution of Higher Education

KAPS: Kosovo Academy for Public Safety

FPS: Faculty of Public Safety

IPS: Institutions of Public Safety

KP: Kosovo Police

PIK: Police Inspectorate of Kosovo

EMA: Emergency Management Agency

KCS: Kosovo Correctional Service

KPS: Kosovo Probation Service

KC: Kosovo Customs

DQA: Division of Quality Assurance

UMS: University Management System

Introduction

KAPS is an institution established by Law no. 04/L-053 for the Academy of Kosovo for Public Safety, responsible for the provision of training and higher education, the implementation of policies and strategies of training, higher education as well as the development of capacities in the field of public safety. The Faculty of Public Safety operates within the organizational structure of the Academy, which develops higher education, research and development programs in the field of public safety. The Faculty provide study programs for all public safety institutions, namely:

- *Kosovo Police;*
- *Police Inspectorate of Kosovo;*
- *Correctional Service;*
- *Probation service;*
- *Kosovo Customs;*
- *Emergency Management Agency;*

Higher education in KAPS - In addition to the approval of the Law of KAPS in December 2011, The European Commission has approved and financed the Twinning Project entitled: "Improving education in the security and public order sectors" implemented during the period 2012 - 2014 by Finland and Estonia. Through the twinning project, it became possible to establish the Faculty of Public Safety, Higher Education in the field of public safety for all law enforcers, in accordance with the Bologna process, respectively with European standards.

Quality assurance at KAPS - is part of the continuous development for all processes

and activities in the Kosovo Academy for Public Safety. The implemented quality system provides an overview of the principles of quality management in KAPS and shows how those principles can form the basis for improving performance and organizational improvement.

The principle of continuous improvement is the main principle and part of the vision of the Academy. In this spirit, questionnaires have been created as measuring and improving mechanisms in the field of higher education, placing the student at the center.

In January 2022, in the continuation of the activities to improve quality within KAPS, in order to improve the provision of services in KAPS, teaching improvement as a constantly changing process, the DQA has carried out an electronic questionnaire with FPS students, at the Bachelor level, at the end of the winter semester, now as a common process. The entire process has been transparent, and all questionnaires have been anonymous, thus respecting the dignity of each respondent and preserving the credibility and prestige of the institution.

Division of Quality Assurance -DQA

The Division of Quality Assurance is a division which is operationally independent and functions under the Office of the Director General of KAPS and reports directly to the Director General of KAPS. DQA engages in increasing quality in KAPS by implementing all institutional policies and quality measuring instruments approved in the quality manual which is revised on a regular periodic basis in accordance with new changes and new updates relevant actors for which DQA provides evaluation reports. DQA prepares reports containing findings and recommendations for each completed questionnaire which it sends to the Director General of KAPS as well as to the Dean of FPS in cases of higher education in order to plan the development of academic staff and continuous improvement.

Realization of the questionnaire

DQA, at the end of the Winter semester 2022, has launched the electronic questionnaire for all Bachelor level students in FPS starting from January 05, 2022 until January 30, 2022. The questionnaire was anonymous and in electronic format addressed through the platform of domain dsc.aksp@aksp-ks.org which is also related to electronic data processing using licensed google forms systems. The students answered through the electronic system, which in the framework of a questionnaire for the evaluation of the lecturer's performance by the students, contained 15 questions from the field of teaching, learning and placing the student in the center. A total of 41 questionnaires were distributed to 123 students.

Findings of the questionnaire

Electronic questionnaires completed by students at FPS based on which we consider that we have a sufficient representative participation. DQA has made the electronic distribution of questionnaires as well as preliminary and reminder notices through the SIS-electronic system. Namely, 41 questionnaires were distributed to 123 students and 615 completed questionnaires or a total of 6760 responses were received. All the findings that have been provided by the students' answers have been honest data provided in their evaluation, comment and proposals have indicated that students are an essential part in their contribution to the continuous improvement within the processes in the FPS. In order to provide more detailed data, below you will find the findings divided into reports according to specific course. This report simultaneously expresses the general statistics and the recommendations that emerge from the totality of the responses at the faculty level as well as for each professor. The DQA forwards the findings to the FPS Dean, and reports as such are discussed with academic staff.

Evaluation report – 1st Semester - General course

Objective: Evaluation of the quality of the lecturer's performance by students for the higher education Bachelor's program of public safety

The goal: Through this evaluation, it is expected to achieve continuous improvement and quality assurance in the field of performance of lecturers/lecturers with the single purpose of improving and increasing quality.

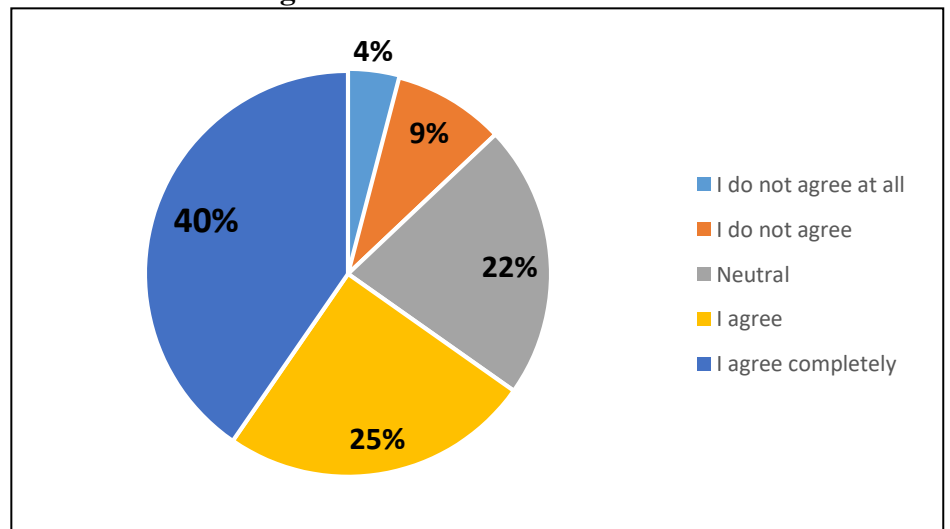
Profile	General course – I year, 1st semester		
Date of evaluation	<u>17.01.2022</u>		
No. of completed questionnaires:	69	questionnaire or	82% of students
total number of students:	14	total number of subjects for the semester	6

Categorization of the evaluation according to the % gained, broken down into evaluation grade

I do not agree at all	0%-20%	evaluation grade 1	<i>clarification: Evaluation grade 5 (five) represents maximum evaluation, while evaluation grade 1 (one) represents minimum evaluation.</i>
I do not agree	21%-40%	evaluation grade 2	
Neutral	41%-60%	evaluation grade 3	
I agree	61%-80%	evaluation grade 4	
I agree completely	81%-100%	evaluation grade 5	

From the received evaluations we have the following data:

I do not agree at all	42	4%
I do not agree	92	9%
Neutral	226	22%
I agree	257	25%
I agree completely	418	40%
total answers	1035	
Passing Average	77.7%	
Overall grade	3.89	



Analysis of the numerical values gained

The questions of the questionnaire		I do not agree at all	I do not agree	Neutral	I agree	I agree completely	average %	evaluation grade
<u>How much has been clear to you?</u>	<u>Course objectives</u>	2.90%	5.80%	23.19%	20.29%	47.83%	80.87%	4.04
	<u>Learning outcomes</u>	2.90%	13.04%	17.39%	24.64%	42.03%	77.97%	3.90
	<u>Evaluation method</u>	4.35%	5.80%	26.09%	27.54%	36.23%	77.10%	3.86
	<u>Subject content</u>	2.90%	5.80%	21.74%	26.09%	43.48%	80.29%	4.01
	<u>Impact on professional development</u>	2.90%	11.59%	13.04%	18.84%	53.62%	81.74%	4.09
<u>Evaluate the level of the lecturer's presentation</u>	<u>In accordance with the curriculum</u>	5.80%	8.70%	15.94%	23.19%	46.38%	79.13%	3.96
	<u>Sufficient literature provided</u>	2.90%	17.39%	11.59%	21.74%	46.38%	78.26%	3.91
	<u>Interrelation of the theoretical and practical part</u>	7.25%	7.25%	27.54%	21.74%	36.23%	74.49%	3.72
	<u>Interactive lecturer-student lecture</u>	2.90%	13.04%	21.74%	15.94%	46.38%	77.97%	3.90
	<u>Distinguished methodology of lecturing</u>	7.25%	10.14%	24.64%	17.39%	40.58%	74.78%	3.74
<u>Evaluate your learning outcomes</u>	<u>Knowledge of fundamental concepts and theories</u>	2.90%	8.70%	26.09%	24.64%	37.68%	77.10%	3.86
	<u>Tests, assignments and evaluations in harmony with the literature</u>	2.90%	7.14%	27.54%	30.43%	37.68%	79.71%	3.99
	<u>Development of new communication skills</u>	2.90%	10.14%	26.09%	23.19%	37.68%	76.52%	3.83
	<u>Development of critical thinking</u>	4.35%	5.80%	27.54%	37.68%	24.64%	74.49%	3.72
	<u>Application of material from the subject</u>	5.80%	0.00%	17.39%	39.13%	28.99%	75.36%	3.77

Evaluation report – 3rd Semester – General course

Objective: Evaluation of the quality of the lecturer's performance by students for the Higher Education Bachelor's program of public safety

The goal: Through this evaluation, it is expected to achieve continuous improvement and quality assurance in the field of performance of lecturers/lecturers with the single purpose of improving and increasing quality.

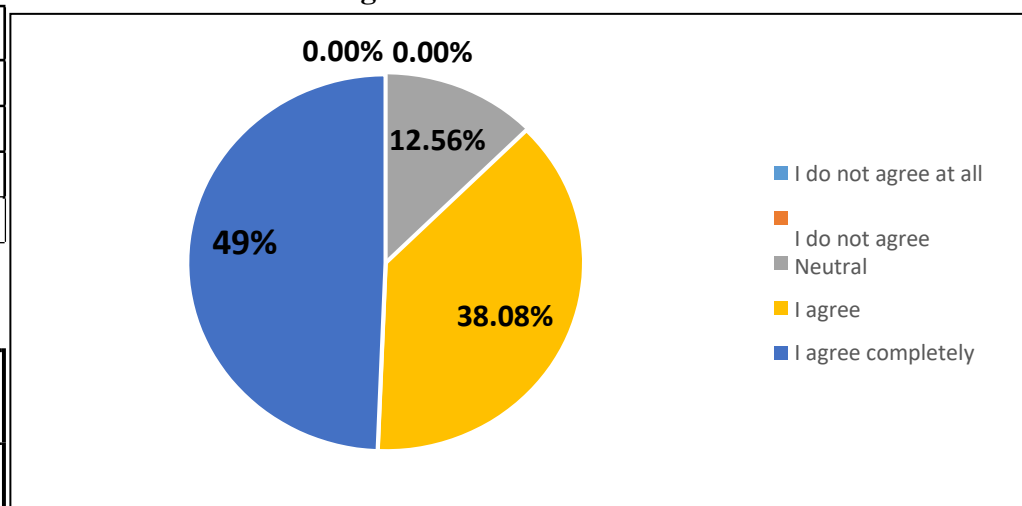
Profile	General course – II year, 3rd semester		
Date of evaluation	<u>17.01.2022</u>		
No. of completed questionnaires:	52	questionnaire or	45% of students
Total number of students:	23	Total number of subjects for the semester	5

Categorization of the evaluation according to the % gained, broken down into evaluation grade

I do not agree at all	0%-20%	evaluation grade 1	<i>Clarification: Evaluation grade 5 (five) represents maximum evaluation, while evaluation grade 1 (one) represents minimum evaluation.</i>
I do not agree	21%-40%	evaluation grade 2	
Neutral	41%-60%	evaluation grade 3	
I agree	61%-80%	evaluation grade 4	
I agree completely	81%-100%	evaluation grade 5	

From the received evaluations we have the following data:

I do not agree at all	0	0.00%
I do not agree	0	0.00%
Neutral	98	12.56%
I agree	297	38.08%
I agree completely	385	49.36%
Total answers	780	
Passing Average		87.36%
Overall grade		4.37



Analysis of the numerical values gained

The questions of the questionnaire		I do not agree at all	I do not agree	Neutral	I agree	I agree completely	average %	evaluation grade
<u>How much has been clear to you?</u>	<u>Course objectives</u>	0.00%	0.00%	9.62%	28.85%	61.54%	90.38%	4.52
	<u>Learning outcomes</u>	0.00%	0.00%	15.38%	38.46%	46.15%	86.15%	4.31
	<u>Evaluation method</u>	0.00%	0.00%	11.54%	30.77%	57.69%	89.23%	4.46
	<u>Subject content</u>	0.00%	0.00%	11.54%	34.62%	53.85%	88.46%	4.42
	<u>Impact on professional development</u>	0.00%	0.00%	11.54%	40.38%	48.08%	87.31%	4.37
<u>Evaluate the level of the lecturer's presentation</u>	<u>In accordance with the curriculum</u>	0.00%	0.00%	11.54%	21.15%	67.31%	91.15%	4.56
	<u>Sufficient literature provided</u>	0.00%	0.00%	19.23%	34.62%	46.15%	85.38%	4.27
	<u>Interrelation of the theoretical and practical part</u>	0.00%	0.00%	11.54%	28.85%	59.62%	89.62%	4.48
	<u>Interactive lecturer-student lecture</u>	0.00%	0.00%	7.69%	25.00%	67.31%	91.92%	4.60
	<u>Distinguished methodology of lecturing</u>	0.00%	0.00%	11.54%	32.69%	55.77%	88.85%	4.44
<u>Evaluate your learning outcomes</u>	<u>Knowledge of fundamental concepts and theories</u>	0.00%	0.00%	15.38%	50.00%	34.62%	83.85%	4.19
	<u>Tests, assignments and evaluations in harmony with the literature</u>	0.00%	0.00%	11.54%	51.92%	36.54%	85.00%	4.25
	<u>Development of new communication skills</u>	0.00%	0.00%	15.38%	46.15%	38.46%	84.62%	4.23
	<u>Development of critical thinking</u>	0.00%	0.00%	13.46%	55.77%	30.77%	83.46%	4.17
	<u>Application of material from the subject</u>	0.00%	0.00%	11.54%	51.92%	36.54%	85.00%	4.25

Evaluation report – Semester V – Police and Police Inspectorate course

Objective: Evaluation of the quality of the lecturer’s performance by students for the Higher Education Bachelor’s program of public safety

The goal: Through this evaluation, it is expected to achieve continuous improvement and quality assurance in the field of performance of lecturers/lecturers with the single purpose of improving and increasing quality.

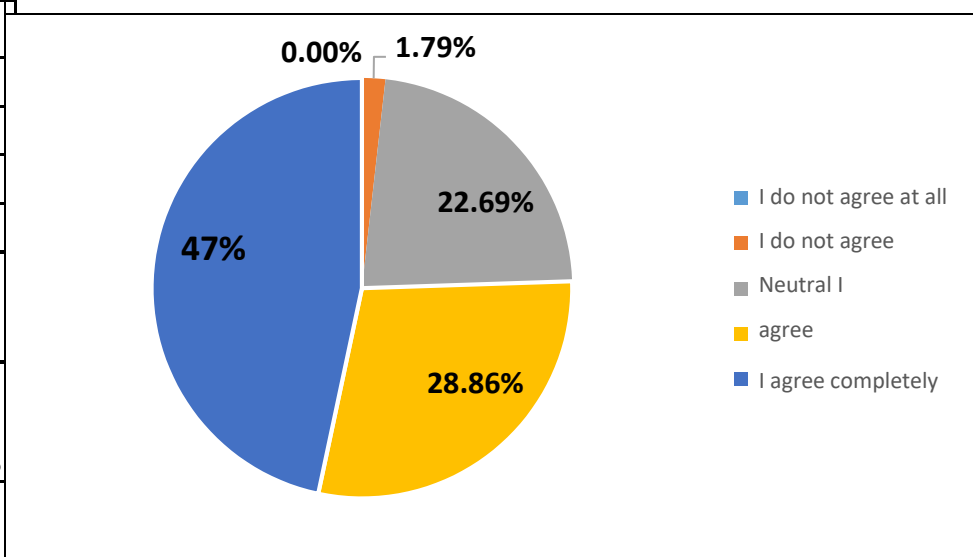
Profile	Police and Police Inspectorate profile -year III, 5th semester V		
Date of evaluation	<u>17.01.2022</u>		
No. of completed questionnaires:	67 questionnaire or 67% of students		
Total number of students:	20	Total number of subjects for the semester	5

Categorization of the evaluation according to the % gained, broken down into evaluation grade

I do not agree at all	0%-20%	evaluation grade 1	<i>Clarification: Evaluation grade 5 (five) represents maximum evaluation, while evaluation grade 1 (one) represents minimum evaluation.</i>
I do not agree	21%-40%	evaluation grade 2	
Neutral	41%-60%	evaluation grade 3	
I agree	61%-80%	evaluation grade 4	
I agree completely	81%-100%	evaluation grade 5	

From the received evaluations we have the following data:

I do not agree at all	0	0.00%
I do not agree	18	1.79%
Neutral	228	22.69%
I agree	290	28.86%
I agree completely	469	46.67%
Total answers	1005	
Passing Average		84.08%
Overall grade		4.20



Analysis of the numerical values gained

The questions of the questionnaire		I do not agree at all	I do not agree	Neutral	I agree	I agree completely	average %	evaluation grade
<u>How much has been clear to you?</u>	<u>Course objectives</u>	0.00%	0.00%	22.39%	26.87%	50.75%	85.67%	4.28
	<u>Learning outcomes</u>	0.00%	2.99%	22.39%	32.84%	41.79%	82.69%	4.13
	<u>Evaluation method</u>	0.00%	8.96%	16.42%	32.84%	41.79%	81.49%	4.07
	<u>Subject content</u>	0.00%	0.00%	23.88%	26.87%	49.25%	85.07%	4.25
	<u>Impact on professional development</u>	0.00%	0.00%	22.39%	32.84%	44.78%	84.48%	4.22
<u>Evaluate the level of the lecturer's presentation</u>	<u>In accordance with the curriculum</u>	0.00%	0.00%	23.88%	25.37%	50.75%	85.37%	4.27
	<u>Sufficient literature provided</u>	0.00%	4.48%	22.39%	25.37%	47.76%	83.28%	4.16
	<u>Interrelation of the theoretical and practical part</u>	0.00%	7.46%	17.91%	22.39%	52.24%	83.88%	4.19
	<u>Interactive lecturer-student lecture</u>	0.00%	0.00%	22.39%	25.37%	52.24%	85.97%	4.30
	<u>Distinguished methodology of lecturing</u>	0.00%	0.00%	23.88%	31.34%	44.78%	84.18%	4.21
<u>Evaluate your learning outcomes</u>	<u>Knowledge of fundamental concepts and theories</u>	0.00%	0.00%	25.37%	31.34%	43.28%	83.58%	4.18
	<u>Tests, assignments and evaluations in harmony with the literature</u>	0.00%	0.00%	25.37%	29.85%	44.78%	83.88%	4.19
	<u>Development of new communication skills</u>	0.00%	0.00%	23.88%	28.36%	47.76%	84.78%	4.24
	<u>Development of critical thinking</u>	0.00%	2.99%	22.39%	29.85%	44.78%	83.28%	4.16
	<u>Application of material from the subject</u>	0.00%	0.00%	25.37%	31.34%	43.28%	83.58%	4.18

Evaluation report – 5th Semester – Correctional & Probation Course

Objective: Evaluation of the quality of the lecturer’s performance by students for the higher education bachelor’s program of public safety

The goal: Through this evaluation, it is expected to achieve continuous improvement and quality assurance in the field of performance of lecturers/lecturers with the single purpose of improving and increasing quality.

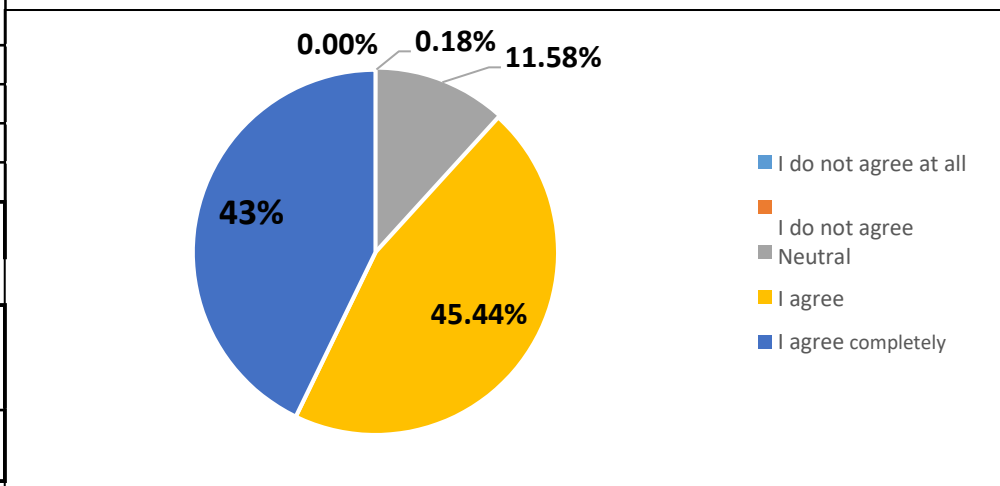
Profile	Correctional & Probation profile -year III, 5thsemester		
Date of evaluation	<u>17.01.2022</u>		
No. of completed questionnaires:	38	questionnaire or	54% Of students
Total number of students:	14	Total number of subjects for the semester	5

Categorization of the evaluation according to the % gained, broken down into evaluation grade

I do not agree at all	0%-20%	evaluation grade 1	<i>Clarification: Evaluation grade 5 (five) represents maximum evaluation, while evaluation grade 1 (one) represents minimum evaluation.</i>
I do not agree	21%-40%	evaluation grade 2	
Neutral	41%-60%	evaluation grade 3	
I agree	61%-80%	evaluation grade 4	
I agree completely	81%-100%	evaluation grade 5	

From the received evaluations we have the following data:

I do not agree at all	0	0.00%
I do not agree	1	0.18%
Neutral I	66	11.58%
agree	259	45.44%
I agree completely	244	42.81%
Total answers	570	
Passing Average		86.18%
Overall grade		4.31



Analysis of the numerical values gained

The questions of the questionnaire		I do not agree at all	I do not agree	Neutral	I agree	I agree completely	average %	evaluation grade
<u>How much has been clear to you?</u>	<u>Course objectives</u>	0.00%	0.00%	7.89%	52.63%	39.47%	86.32%	4.32
	<u>Learning outcomes</u>	0.00%	0.00%	13.16%	55.26%	31.58%	83.68%	4.18
	<u>Evaluation method</u>	0.00%	0.00%	10.53%	44.74%	44.74%	86.84%	4.34
	<u>Subject content</u>	0.00%	0.00%	13.16%	42.11%	44.74%	86.32%	4.32
	<u>Impact on professional development</u>	0.00%	0.00%	7.89%	44.74%	47.37%	87.89%	4.39
<u>Evaluate the level of the lecturer's presentation</u>	<u>In accordance with the curriculum</u>	0.00%	0.00%	5.26%	42.11%	52.63%	89.47%	4.47
	<u>Sufficient literature provided</u>	0.00%	0.00%	18.42%	44.74%	36.84%	83.68%	4.18
	<u>Interrelation of the theoretical and practical part</u>	0.00%	0.00%	15.79%	36.84%	47.37%	86.32%	4.32
	<u>Interactive lecturer-student lecture</u>	0.00%	0.00%	2.63%	31.58%	65.79%	92.63%	4.63
	<u>Distinguished methodology of lecturing</u>	0.00%	0.00%	7.89%	34.21%	57.89%	90.00%	4.50
<u>Evaluate your learning outcomes</u>	<u>Knowledge of fundamental concepts and theories</u>	0.00%	0.00%	13.16%	60.53%	26.32%	82.63%	4.13
	<u>Tests, assignments and evaluations in harmony with the literature</u>	0.00%	7.14%	15.79%	39.47%	42.11%	84.21%	4.21
	<u>Development of new communication skills</u>	0.00%	0.00%	7.89%	52.63%	39.47%	86.32%	4.32
	<u>Development of critical thinking</u>	0.00%	0.00%	10.53%	50.00%	39.47%	85.79%	4.29
	<u>Application of material from the subject</u>	0.00%	0.00%	23.68%	50.00%	26.32%	80.53%	4.03

Evaluation report –5th Semester – Customs Profile

Objective: Evaluation of the quality of the lecturer’s performance by students for the Higher Education Bachelor’s program of public safety

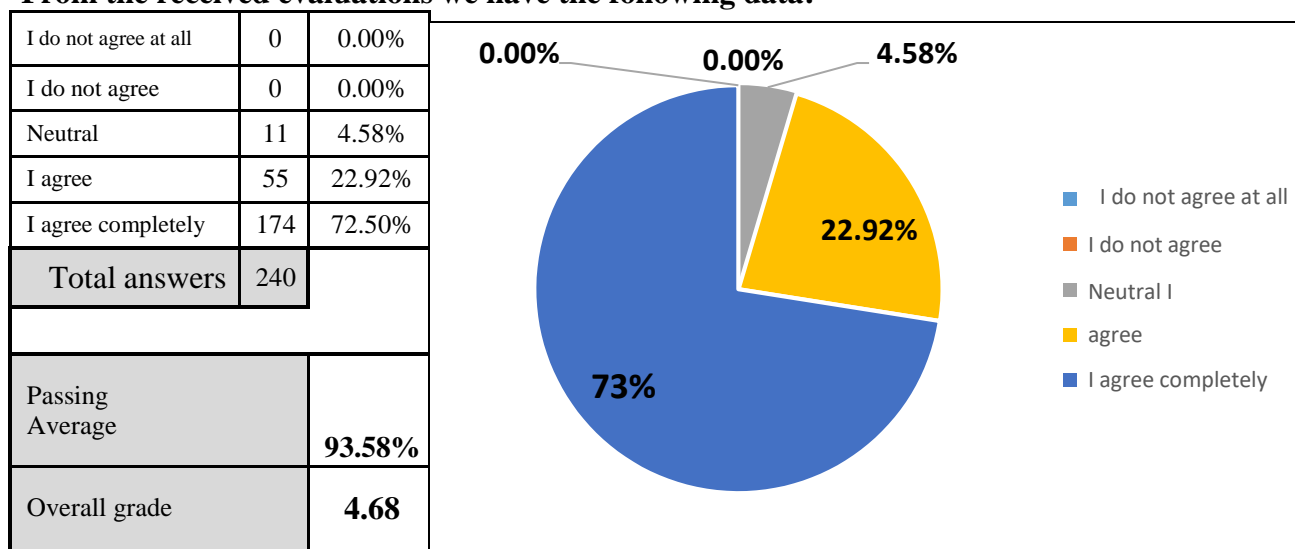
The goal: By means of this evaluation, it is expected to achieve continuous improvement and quality assurance in the field of performance of lecturers/lecturers with the single purpose of improving and increasing quality.

Profile	Customs Profile -year III, 5th semester		
Date of evaluation	<u>17.01.2022</u>		
No. of completed questionnaires:	15	questionnaire or	100% Of students
Total number of students:	3	Total number of subjects for the semester	5

Categorization of the evaluation according to the % gained, broken down into evaluation grade

I do not agree at all	0%-20%	evaluation grade 1	<i>Clarification: Evaluation grade 5 (five) represents maximum evaluation, while evaluation grade 1 (one) represents minimum evaluation.</i>
I do not agree	21%-40%	evaluation grade 2	
Neutral	41%-60%	evaluation grade 3	
I agree	61%-80%	evaluation grade 4	
I agree completely	81%-100%	evaluation grade 5	

From the received evaluations we have the following data:



Analysis of the numerical values gained

The questions of the questionnaire		I do not agree at all	I do not agree	Neutral	I agree	I agree completely	average %	evaluation grade
<u>How much has been clear to you?</u>	<u>Course objectives</u>	0.00%	0.00%	0.00%	25.00%	75.00%	95.00%	4.75
	<u>Learning outcomes</u>	0.00%	0.00%	6.25%	18.75%	75.00%	93.75%	4.69
	<u>Evaluation method</u>	0.00%	0.00%	0.00%	25.00%	75.00%	95.00%	4.75
	<u>Subject content</u>	0.00%	0.00%	6.25%	18.75%	75.00%	93.75%	4.69
	<u>Impact on professional development</u>	0.00%	0.00%	0.00%	25.00%	75.00%	95.00%	4.75
<u>Evaluate the level of the lecturer's presentation</u>	<u>In accordance with the curriculum</u>	0.00%	0.00%	6.25%	25.00%	68.75%	92.50%	4.63
	<u>Sufficient literature provided</u>	0.00%	0.00%	12.50%	18.75%	68.75%	91.25%	4.56
	<u>Interrelation of the theoretical and practical part</u>	0.00%	0.00%	12.50%	25.00%	62.50%	90.00%	4.50
	<u>Interactive lecturer-student lecture</u>	0.00%	0.00%	12.50%	18.75%	68.75%	91.25%	4.56
	<u>Distinguished methodology of lecturing</u>	0.00%	0.00%	6.25%	25.00%	68.75%	92.50%	4.63
<u>Evaluate your learning outcomes</u>	<u>Knowledge of fundamental concepts and theories</u>	0.00%	0.00%	0.00%	25.00%	75.00%	95.00%	4.75
	<u>Tests, assignments and evaluations in harmony with the literature</u>	0.00%	0.00%	0.00%	25.00%	75.00%	95.00%	4.75
	<u>Development of new communication skills</u>	0.00%	0.00%	0.00%	25.00%	75.00%	95.00%	4.75
	<u>Development of critical thinking</u>	0.00%	0.00%	0.00%	25.00%	75.00%	95.00%	4.75
	<u>Application of material from the subject</u>	0.00%	0.00%	6.25%	18.75%	75.00%	93.75%	4.69

Evaluation report –7th Semester – Police and Police Inspectorate Profile

Objective: Evaluation of the quality of the lecturer’s performance by students for the Higher Education Bachelor’s program of public safety

The goal: By means of this evaluation, it is expected to achieve continuous improvement and quality assurance in the field of performance of lecturers/lecturers with the single purpose of improving and increasing quality.

Profile	Police and Police Inspectorate Profile -year IV, 7th semester		
Date of evaluation	<u>17.01.2022</u>		
No. of completed questionnaires:	114	questionnaire or	84% of students
Total number of students:	27	Total number of subjects for the semester	5

Categorization of the evaluation according to the % gained, broken down into evaluation grade

I do not agree at all	0%-20%	evaluation grade 1	<i>Clarification: Evaluation grade 5 (five) represents maximum evaluation, while evaluation grade 1 (one) represents minimum evaluation.</i>
I do not agree	21%-40%	evaluation grade 2	
Neutral	41%-60%	evaluation grade 3	
I agree	61%-80%	evaluation grade 4	
I agree completely	81%-100%	evaluation grade 5	

From the received evaluations we have the following data:

I do not agree at all	3	0.45%	
I do not agree	81	3.18%	
Neutral	248	22.42%	
I agree	564	24.85%	
I agree completely	824	49.09%	
Total answers	1750		
Passing Average		83.79%	
Overall grade		4.19	

Analysis of the numerical values gained

The questions of the questionnaire		I do not agree at all	I do not agree	Neutral	I agree	I agree completely	average %	evaluation grade
<u>How much has been clear to you?</u>	<u>Course objectives</u>	0.00%	0.00%	20.45%	29.55%	50.00%	85.91%	4.30
	<u>Learning outcomes</u>	0.00%	0.00%	22.73%	36.36%	40.91%	83.64%	4.18
	<u>Evaluation method</u>	0.00%	6.82%	18.18%	34.09%	40.91%	81.82%	4.09
	<u>Subject content</u>	0.00%	2.27%	22.73%	25.00%	50.00%	84.55%	4.23
	<u>Impact on professional development</u>	0.00%	4.55%	22.73%	20.45%	52.27%	84.09%	4.20
<u>Evaluate the level of the lecturer's presentation</u>	<u>In accordance with the curriculum</u>	0.00%	4.55%	22.73%	15.91%	56.82%	85.00%	4.25
	<u>Sufficient literature provided</u>	0.00%	4.55%	25.00%	29.55%	40.91%	81.36%	4.07
	<u>Interrelation of the theoretical and practical part</u>	0.00%	4.55%	27.27%	25.00%	43.18%	81.36%	4.07
	<u>Interactive lecturer-student lecture</u>	0.00%	4.55%	22.73%	11.36%	61.36%	85.91%	4.30
	<u>Distinguished methodology of lecturing</u>	2.27%	9.09%	22.73%	18.18%	47.73%	80.00%	4.00
<u>Evaluate your learning outcomes</u>	<u>Knowledge of fundamental concepts and theories</u>	0.00%	0.00%	20.45%	27.27%	52.27%	86.36%	4.32
	<u>Tests, assignments and evaluations in harmony with the literature</u>	2.27%	3.70%	25.00%	20.45%	50.00%	82.73%	4.14
	<u>Development of new communication skills</u>	0.00%	2.27%	20.45%	27.27%	50.00%	85.00%	4.25
	<u>Development of critical thinking</u>	0.00%	2.27%	25.00%	25.00%	47.73%	83.64%	4.18
	<u>Application of material from the subject</u>	2.27%	0.00%	18.18%	27.27%	52.27%	85.45%	4.27

Evaluation report –Semester VII – Correctional & Probation Profile

Objective: Evaluation of the quality of the lecturer’s performance by students for the Higher Education Bachelor’s program of public safety

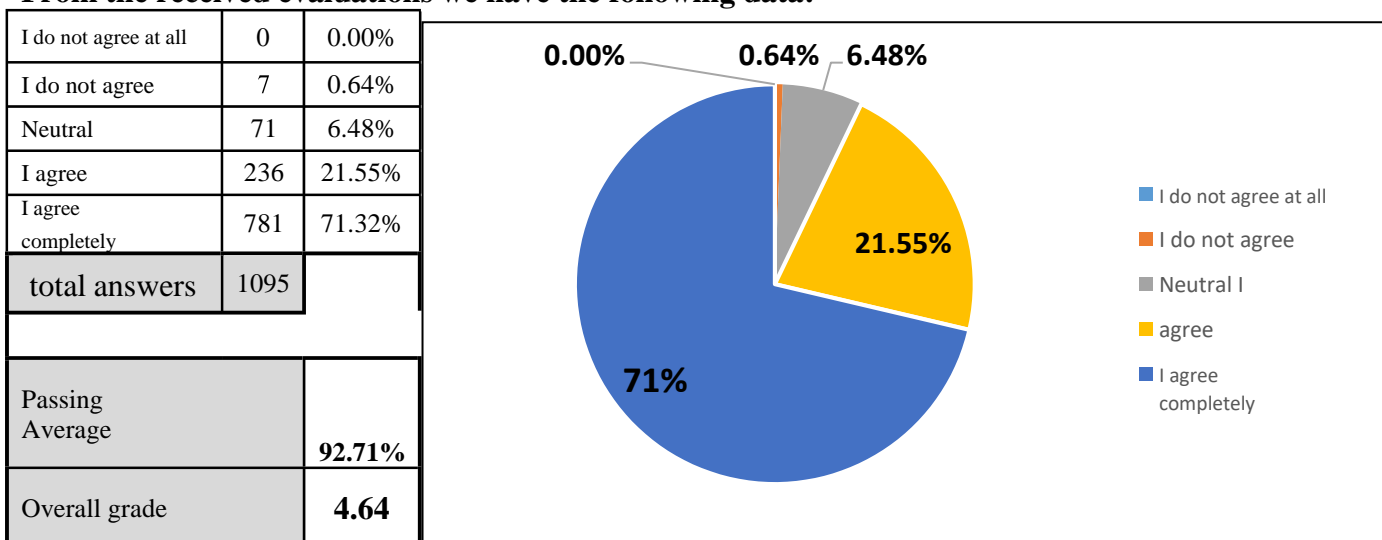
The goal: Through this evaluation, it is expected to achieve continuous improvement and quality assurance in the field of performance of lecturers/lecturers with the single purpose of improving and increasing quality.

Profile	Correctional & Probation Profile -year IV, semester VII		
Date of evaluation	<u>17.01.2022</u>		
No. of completed questionnaires:	73	questionnaire or	81% of students
Total number of students:	18	Total number of subjects for the semester	5

Categorization of the evaluation according to the % gained, broken down into evaluation grade

I do not agree at all	0%-20%	evaluation grade 1	<i>Clarification: Evaluation grade 5 (five) represents maximum evaluation, while evaluation grade 1 (one) represents minimum evaluation.</i>
I do not agree	21%-40%	evaluation grade 2	
Neutral	41%-60%	evaluation grade 3	
I agree	61%-80%	evaluation grade 4	
I agree completely	81%-100%	evaluation grade 5	

From the received evaluations we have the following data:



Analysis of the numerical values gained

The questions of the questionnaire		I do not agree at all	I do not agree	Neutral	I agree	I agree completely	average %	evaluation grade
<u>How much has been clear to you?</u>	<u>Course objectives</u>	0.00%	1.37%	4.11%	15.07%	79.45%	94.52%	4.73
	<u>Learning outcomes</u>	0.00%	0.00%	8.22%	17.81%	73.97%	93.15%	4.66
	<u>Evaluation method</u>	0.00%	1.37%	5.48%	16.44%	76.71%	93.70%	4.68
	<u>Subject content</u>	0.00%	1.37%	5.48%	17.81%	75.34%	93.42%	4.67
	<u>Impact on professional development</u>	0.00%	0.00%	6.85%	16.44%	76.71%	93.97%	4.70
<u>Evaluate the level of the lecturer's presentation</u>	<u>In accordance with the curriculum</u>	0.00%	1.37%	5.48%	19.18%	73.97%	93.15%	4.66
	<u>Sufficient literature provided</u>	0.00%	0.00%	5.48%	23.29%	71.23%	93.15%	4.66
	<u>Interrelation of the theoretical and practical part</u>	0.00%	1.37%	6.85%	20.55%	71.23%	92.33%	4.62
	<u>Interactive lecturer-student lecture</u>	0.00%	1.37%	6.85%	15.07%	76.71%	93.42%	4.67
	<u>Distinguished methodology of lecturing</u>	0.00%	1.37%	8.22%	16.44%	73.97%	92.60%	4.63
<u>Evaluate your learning outcomes</u>	<u>Knowledge of fundamental concepts and theories</u>	0.00%	0.00%	6.85%	30.14%	63.01%	91.23%	4.56
	<u>Tests, assignments and evaluations in harmony with the literature</u>	0.00%	0.00%	6.85%	26.03%	67.12%	92.05%	4.60
	<u>Development of new communication skills</u>	0.00%	0.00%	6.85%	32.88%	60.27%	90.68%	4.53
	<u>Development of critical thinking</u>	0.00%	0.00%	6.85%	34.25%	58.90%	90.41%	4.52
	<u>Application of material from the subject</u>	0.00%	0.00%	6.85%	21.92%	71.23%	92.88%	4.64

Evaluation report – 7th Semester – Emergency Course

Objective: Evaluation of the quality of the lecturer’s performance by students for the higher education bachelor’s program of public safety

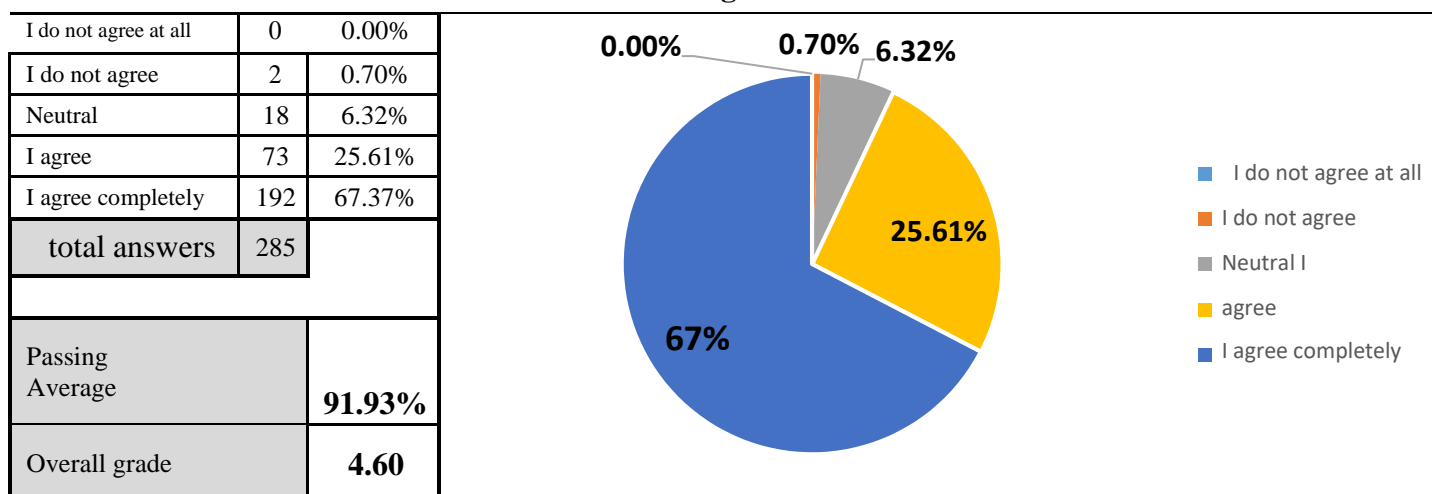
The goal: Through this evaluation, it is expected to achieve continuous improvement and quality assurance in the field of performance of lecturers/lecturers with the sole purpose of improving and increasing quality.

Profile	Emergency Profile -year IV, 7th semester		
Date of evaluation	<u>17.01.2022</u>		
No. of completed questionnaires:	19	questionnaire or	95% of students
Total number of students:	4	Total number of subjects for the semester	5

Categorization of the evaluation according to the % gained, broken down into evaluation grade

I do not agree at all	0%-20%	evaluation grade 1	<i>Clarification: Evaluation grade 5 (five) represents maximum evaluation, while evaluation grade 1 (one) represents minimum evaluation.</i>
I do not agree	21%-40%	evaluation grade 2	
Neutral	41%-60%	evaluation grade 3	
I agree	61%-80%	evaluation grade 4	
I agree completely	81%-100%	evaluation grade 5	

From the received evaluations we have the following data:



Analysis of the numerical values gained

The questions of the questionnaire		I do not agree at all	I do not agree	Neutral	I agree	I agree completely	average %	evaluation grade
<u>How much has been clear to you?</u>	<u>Course objectives</u>	0.00%	0.00%	5.26%	15.79%	78.95%	94.74%	4.74
	<u>Learning outcomes</u>	0.00%	0.00%	5.26%	21.05%	73.68%	93.68%	4.68
	<u>Evaluation method</u>	0.00%	0.00%	5.26%	26.32%	68.42%	92.63%	4.63
	<u>Subject content</u>	0.00%	0.00%	5.26%	21.05%	73.68%	93.68%	4.68
	<u>Impact on professional development</u>	0.00%	0.00%	5.26%	21.05%	73.68%	93.68%	4.68
<u>Evaluate the level of the lecturer's presentation</u>	<u>In accordance with the curriculum</u>	0.00%	0.00%	5.26%	5.26%	89.47%	96.84%	4.84
	<u>Sufficient literature provided</u>	0.00%	0.00%	5.26%	31.58%	63.16%	91.58%	4.58
	<u>Interrelation of the theoretical and practical part</u>	0.00%	0.00%	5.26%	26.32%	68.42%	92.63%	4.63
	<u>Interactive lecturer-student lecture</u>	0.00%	0.00%	5.26%	21.05%	73.68%	93.68%	4.68
	<u>Distinguished methodology of lecturing</u>	0.00%	0.00%	5.26%	31.58%	63.16%	91.58%	4.58
<u>Evaluate your learning outcomes</u>	<u>Knowledge of fundamental concepts and theories</u>	0.00%	0.00%	10.53%	21.05%	68.42%	91.58%	4.58
	<u>Tests, assignments and evaluations in harmony with the literature</u>	0.00%	0.00%	10.53%	26.32%	63.16%	90.53%	4.53
	<u>Development of new communication skills</u>	0.00%	5.26%	5.26%	31.58%	57.89%	88.42%	4.42
	<u>Development of critical thinking</u>	0.00%	0.00%	10.53%	42.11%	47.37%	87.37%	4.37
	<u>Application of material from the subject</u>	0.00%	0.00%	5.26%	42.11%	47.37%	86.32%	4.32

Comments summarized

The FPS students in the section dedicated for comments have shown sincerity and offered their proposals which are related to the process and their professional development in certain areas of public safety. In general, we have received positive comments about the entire process of lectures, exercises and activities at the FPS, also the students have appreciated the entire management of the faculty who have done a very good job in the entire organization of the lesson. They have encouraged lecturers to continue such dedication and motivation for students by having interactivity during lectures and valuing every opinion. In fact, some of the comments are generalized in recognition and proven professional presentation of lecturers in the Faculty of Public Safety in KAPS.

In total we have received and analyzed 447 comments.

The recommendations

The Division of Quality Assurance at KAPS, after having reviewed the responses of Bachelor level students at FPS and after analyzing all the questions and comments, at this stage of the institution's development, recommends to the senior management of FPS to take the following steps:

- Faculty and especially the format of the respective profiles are encouraged to explore virtual learning environments through online learning as well as to offer the possibility of providing access to some public institutions outside the internship domain for practice, through internal and abroad visits;
- To constantly invest in training of academic staff for teaching methods, especially for engaged lecturers;
- Academic staff to examine the focus of academic content also on the development of students' abilities and skills while studying at FPS;
- Increase the number of collaborations and agreements with other local and international IHE to enable student mobility;
- To consider the possibility of rearranging the schedule of lectures at the FPS;
- Examining the possibilities of creating additional activities for students, especially in the creation of effective learning environments;